

STICK-KE2

1024 Channel DMX Touch Screen Wallmount Controller

This complete stand alone wall-mounted DMX controller is perfect for all your lighting control expectations. Along with its sleek design, the product comes with great features such as 1024 DMX channels, touch sensitive panel, clock/calendar, remote control and ethernet capability, and 128Mb memory via a micro SD card.

The STICK-KE2 lighting controller provides an intuitive interface to easily and comfortably modify lighting effects. It has an on/off button at the top, 8 buttons to choose lighting effects, 2 buttons to cycle between pages, and a horizontal fader to instantly adjust dimmer, speed and color – making it simple to take control of all your lighting.

The STICK-KE2 supports up to 5 areas across 25 pages. This allows you to split up a room or a building and play up to 5 different scenes simultaneously. For example, you could have:

- Area A: Control over the ambient lighting of a room, such as some single channel halogens
- Area B: A subtle color changing effect playing on LED bars in the ceiling
- Area C: Some static colors used on floor lighting
- Area D: Control of the wall lighting
- Area E: A global override which controls everything

The STICK-KE2 includes an ethernet network connector allowing you to connect this controller to a Local Area Network (LAN). Once connected, the unit can be controlled from a smart device! Free apps available for Apple iOS and Google Android devices. Free programming applications are available for Windows PC and MAC and can be downloaded [here](#).

FEATURES & BENEFITS

- Controls RGB lights with DMX512 lighting protocol
- Thin wall mounted DMX lighting controller in modern black finish with glass face
- Universal mounting plate compatible with any electrical back box, double preferred
- Mini-USB connection for local programming
- Standalone operation on supplied 128Mb Micro SD memory card, upgradeable to 4Gb max
- Can be used with or without a computer network connection
- Touch sensitive glass control panel with LED lights
- 2 DMX universes (2x512) for 1024 channels of control
- Can control up to 200 scenes, 5 different zones, 340 RGB fixtures
- Integrated clock/calendar with astronomical sunrise/sunset triggering
- RS 232 serial port, 8 contact ports, relay port, IR Rx port on 20 Pin extension connector



SPECIFICATIONS

Power Required:	120-240VAC, 50-60Hz
Controller Power:	6-7VDC, 0.6A
Output Protocol:	DMX512 (x2)
Programmability:	Windows PC, Apple Mac, Tablet, Smartphone iOS and Android
Connections:	USB, Ethernet, RS232, Clock, 8 dry contact ports, open drain output (for relay)
Memory:	MicroSD 128MB supplied (4GB max)
Temperature:	-10°C to 45°C (14°F to 113°F)
Battery:	LIR2032
Mounting:	Single or double gang wall socket
Dimensions:	146 x 106 x 11 mm (5.75 x 4.17 x 0.43 in)
Weight:	247g (0.54 lb)
Standards:	EC, EMC, RoHS, ETL

STICK-KE2 PACKAGE CONTAINS:

- Standalone STICK-KE2 indoor wall mount controller
- Mini-USB cable
- 128Mb Micro SD memory card

Model: _____ Date: _____
Accessories: _____
Job Name: _____ Type: _____

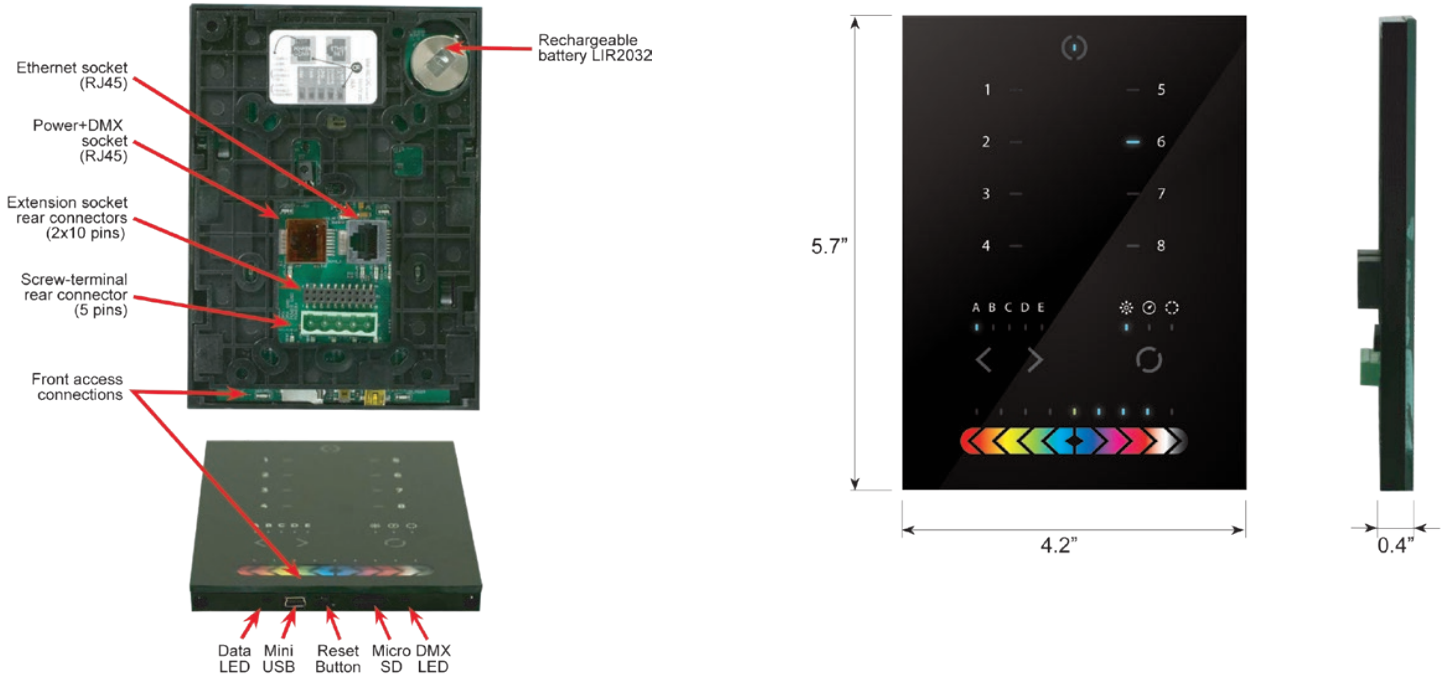
ORDERING INFORMATION Example: STICK-KE2

SKU	Description
STICK-KE2	DMX Touch Screen Controller
POWER4M ¹	120-240VAC 50-60Hz Adapter Power Supply for STICK-KE2

Notes

¹ Power adapter optional but highly recommended

Included connector accesses 512 universe 1, 20 pin extension ribbon connector or RJ45 connector required for second universe and access to port features



SPECIFICATIONS / CONNECTIONS		Built-in Features	5 Pin Connector Screw-Terminal	RJ45 Power + DMX Female Port	20 Pin Extension Connector (2x10 pins)
Power Supply	6-7VDC 0.65A, Order POWER4M (sold separately)	Optional via bottom Mini USB	●	●	
DMX Output #1	First DMX universe, 512 channels DMX512 output	Bottom DMX indicator	●	●	●
DMX Output #2	Second DMX universe, 512 channels DMX512 output	Bottom DMX indicator		●	●
USB	USB 2.0 communication cable (supplied)	Optional via bottom Mini USB			
Ethernet	Network connection	RJ45 Female Port			
Ports 1 - 8	Contact closure input ports				●
User Interface	Touch sensitive glass face with 8 numeric touch selectors, 1 touch fader with selector, page selector A-E and 28 LED indicators	Touchpad LED indicators			
SDCARD	MicroSD card for program memory use (supplied)	Bottom micro SD port with data LED indicator			
RESET	Push button for reset operation	Bottom reset button			
RS232	RS232 Serial communication for external synchronization				●
Output Relay	Automatic stand by 5V signal				●
Clock	Real time clock and calendar, sunrise/sunset astronomical triggering	●			

Specifications are subject to change without notice. Installation must be performed in accordance with Barron Lighting Group installation instructions.

POWER4M Adapter Power Supply for STICK-KE2 Controller


Specifications:

Input Voltage: 100-240VAC
 Input Frequency: 50/60Hz
 Output Voltage: 6VDC
 Output Power: .6A




STICK-KE2 Installation

1. Locate a double J-box in the desired wall location with power, ethernet, DMX and any other optional connections inside.
2. Connect 6VDC adapter power supply to the supplied 5 pin connector, make sure polarity is correct. The adapter can fit inside the electrical box. Or connect 6VDC power to the RJ45 DMX port. Or optionally use the Mini USB connection for controller power.
3. Connect your DMX1 to the supplied 5 Pin connector. For maximum DMX1 and DMX2 capability use the RJ45 DMX connection or a 20 Pin expansion connector to access all controller features.
4. Optional: Connect to ethernet by plugging your network cable into the RJ45 ethernet port.
5. Mount control Panel to the backplate and secure with bottom screw.




Method 1

5 Pin connector power plus DMX1 ethernet RJ45 connection



Method 2

RJ45 Connection for power plus DMX1 & DMX2 also showing RJ45 ethernet connection



- 1 DMX1 +
- 2 DMX1 -
- 3 DMX2 +
- 4 POWER 6VDC +
- 5
- 6 DMX2 -
- 7 POWER 6VDC -
- 8 DMX1 GROUND & DMX2 GROUND

Method 3

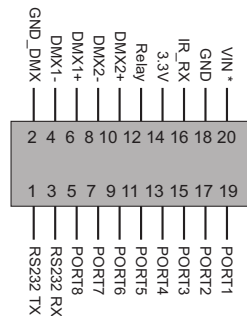

20 Pin extension connector using ribbon cable

DMX CHIP Replacement

DMX Universe #1

DMX Universe #2

Ref: SP485ECN-L
MAX485 CSA



Compatible header connectors:
 WURTH ELEKTRONIK ref: 61301021121
 MOLEX ref: 10-89-7202
 TE Connectivity ref: 1-87227-0
 FCI ref: 77313-101-20LF
 HARWIN ref: M20-9981046
 SAMTEC ref: TSW-110-xx-T-D
 FARNELL ref: 1841232
 RS ref: 763-6754 673-7534 251-8165
 MOUSER ref: 538-10-89-7202
 DIGIKEY ref: WM26820-ND

* VIN pin 20 is not protected and should not be used

Specifications are subject to change without notice. Installation must be performed in accordance with Barron Lighting Group installation instructions.

SETTING UP THE CONTROLLER

iPhone/iPad/Android Control Apps
Available at Apple App Store and Google Play

Listed in order from easy to powerful!

Lightpad App by Lightingsoft AG

The Lightpad App creates an exact replica of the touchscreen of the STICK-KE2 on your smartphone or tablet! Select scenes and effects just like on the wall mounted touchscreen panel! Additional quick access scene selection buttons are available! Works seamlessly with the network connected STICK-KE2 controller. Install the Lightpad App on your tablet or smartphone, connect to your WiFi network & remote control your lights!

Light Rider App (Android Only) by Lightingsoft AG

Light Rider lets you control your DMX lights without needing to program anything. Choose from over 15,000 lighting fixtures and once added, they will bounce, chase, ride, sparkle and perform a light show like you've never seen before!

Easy Remote by Lightingsoft AG

Create an entirely customized remote controller on your tablet or smartphone. Easy Remote is a powerful and intuitive app allowing you to easily add buttons, faders, color wheels and more. Connect to a WiFi network and the app will find all compatible devices.

Easy Remote Pro by Lightingsoft AG

Customized remote lighting control on your tablet or smartphone. A powerful and intuitive app allows you to easily add custom buttons, faders, color wheels and more to remotely control your network connected STICK-KE2 controllers. Connect your tablet or smartphone to your WiFi network and Easy Remote Pro will find all compatible lighting controllers.

PROGRAMMING THE CONTROLLER

The controller can be programmed from a Windows PC, Mac, tablet or smartphone using the software available.. Refer to the corresponding software manuals for more information.

STICK-KE2 Controller Downloads:

[Download Software](#)

Hardware Manager (Windows/Mac) Hardware Setup, Firmware Updates, Clock, Calendar
ESA2 Software (Windows/Mac) - Single Zone Programming
ESA Pro 2 Software (Windows) - Timeline + Multi-Zone Programming
Arcolis App (Android) – Program & Control via USB or WiFi

Network Control

- The controller can be connected to a local network, allowing it to be controlled from a smartphone or tablet over WiFi
- Connect the controller to a router or switch with an RJ45 cable
- The controller is set by default to get an IP address from the router via DHCP; If the network is not working with DHCP, a manual IP address and subnet mask can be set using the Hardware Manager
- If the network has a firewall enabled, allow port 2430

Advanced Capabilities:

Refer to the remote protocol documents for more information [here](#).

UDP Triggering

The DMX controller can be connected to an existing automation system over a network and triggered via UDP packet on port 2430. Use Hardware Manager to find IP address of DMX controller.