

DESCRIPTION

The compact, energy-efficient RHL Series LED round highbay provides over 70% energy savings compared to HID technology. This product is offered in multiple lumen packages and distributions optimizing project flexibility for retail, industrial, commercial, manufacturing, warehousing, gymnasium and other large interior spaces with mounting heights up to 50'. The RHL delivers up to 29,800 lumens with a diffused lens and is supplied standard with mounting hook, 6' whip and safety cable. The RHL highbay is suitable for ambient temperatures up to 55°C (131°F). Options include 347/480VAC, battery backup and occupancy controls.

SPECIFICATIONS

Construction:

- Die-cast aluminum housing in a black or white powder coated finish
- Heavy-duty heatsink for superior thermal dissipation
- Isolated top driver compartment optimizes thermal dissipation
- 3/4" Hook, 6' whip and safety cable included
- 6' Line cord, blunt end (300V, 3 conductor) standard

Optics/LEDs:

- UV-stabilized polycarbonate optical lens with standard 120° distribution or optional 90° distribution, IK10 rated
- Optional refractors, bottom lenses, and reflector available to meet aesthetic and glare control needs
- Multiple lumen packages from 14,000 to 29,800 lumens for job flexibility
- Efficacies up to 149 LPW maximize energy savings and utility rebates
- Available in 4000K and 5000K CCT
- L70 > 100,000 hours
- Rated for over 50,000 hours at 55°C
- CRI ≥70

Electrical:

- Class 2 power supply, 120-277VAC, 50/60Hz
- 1-10V Dimming driver
- 347/480VAC Option, dedicated driver
- Built-in driver surge protection L/N-PE: 6kV, L-N: 4kV

Testing & Compliance:

- cULus Listed for Wet Locations
- Tested to meet IP65 requirements
- IK10 Rated lens
- DesignLights Consortium® (DLC) PREMIUM Qualified (consult QPL for qualified models)
- Meets state of California Title 24 requirement for dimming and control of light fixtures
- Operating temperatures: -40°C to 55°C (-40°F to 131°F)

Installation:

- 3/4" NPT threaded hook included
- Can be conduit pendant (3/4") mounted, (conduit by supplied other)
- Easy field installed battery backup accessory, in line and balanced with fixture

OPTIONS

- Integral dimming occupancy sensor (120/277VAC) located in the center of the lens (Option: SC)
- Factory installed battery backup (120/277VAC) delivers 2000 lumens for over 90 minutes of emergency powered illumination (Option: BB)
- 90° Distribution, factory installed (Option: X9)

Accessories:

- External battery backup (120/277VAC) accessory blends in seamlessly with the design of the round highbay, delivers 2000 lumens for over 90 minutes of emergency powered illumination. Rated for ambient temperatures of 10°C to 40°C (50°F to 104°F)
- Remote for occupancy sensors option (TL-MSSW-REMOTE)
- Aluminum reflector (RHL-ALR)
- Clear and frosted Lexalite® prismatic acrylic refractors (RHL-ACR, RHL-ACFR) and conical drop lens for refractors (RHL-ACDL, RHL-ACFDL)
- Multiple line cords (indoor rated) for field installation (LC6T, LC15, LC15T)
- Wireguard for refractor (RHL-WG)
- Field-installed In-line 10kVA surge protector for 120/277VAC, 320V, 420J (20300032)
- Field-installed In-line 10kVA surge protector for 347/480VAC, 1500V, 570J (20300033)

Model: _____ Date: _____
Accessories: _____
Job Name: _____ Type: _____

AVAILABLE WHILE SUPPLIES LAST
Consult factory for available SKUs



Specs at a Glance				
Configuration	RHL-100	RHL-135	RHL-175	RHL-200
Wattage (W)*	100W	135W	175W	200W
Lumens (lm)	14,000	19,400	25,600	29,800
Efficacy (LPW)	140	144	146	149
Distribution	General 120° / Optional 90°			
CCT (K)	4000K, 5000K			
CRI	≥70			
Input Voltage	120-277VAC, 50/60Hz, 347/480VAC			
Operating Temp	-40°C to 55°C (-40°F to 131°F)			
Certifications	UL Listed for Wet Locations, DLC PREMIUM			
Warranty	5 Years			
Weight	10.5 lbs		10.9 lbs	

*Nominal Wattage. Tested at 5000K CCT, 120-277VAC
See performance table for more detailed lumen information

Note: Environment and application will affect actual performance. Typical values and 25°C (77°F) used for testing. Specifications subject to change without notice.

Warranty:

- Five Year Warranty (Terms and Conditions Apply)

Ordering Information (Example: RHL-175-VS-4K-WH)

Series	Wattage	Input Voltage	CCT	Finish	Options (Factory Installed)
RHL	100 = 100W	HVS ¹ = 347/480VAC	4K = 4000K	BL ² = Black	BB = Battery backup (120/277VAC)
	135 = 135W	VS = 120-277VAC	5K = 5000K	WH = White	SC = Integral dimming occupancy sensor (120/277VAC)
	175 = 175W				X9 = 90° Distribution Lens
	200 = 200W				
Accessories³ (Field Installed)					
RHL-BB-BL = Battery backup kit, black finish (120/277VAC)					
RHL-BB-WH = Battery backup kit, white finish (120/277VAC)					
RHL-ACR ⁴ = 16" Acrylic refractor					
RHL-ACFR ⁴ = 16" Frosted acrylic refractor					
RHL-ACDL ⁴ = Conical drop lens for acrylic refractor					
RHL-ACFDL ⁴ = Frosted conical drop lens for frosted acrylic refractor					
RHL-ALR ⁴ = 19" Aluminum reflector					
TL-MSSW-REMOTE = Remote for dimming sensor option (SC)					
LC6T ⁵ = 6' Line cord, L7-20P plug (300V)					
LC15 ⁵ = 15' Line cord, blunt end (300V)					
LC15T ⁵ = 15' Line cord, L7-20P plug (300V)					
RHL-WG ⁴ = Wireguard for acrylic refractor					
20300032 = Field-installed In-line 10kVA surge protector for 120/277VAC, 320V, 420J					
20300033 = Field-installed In-line 10kVA surge protector for 347/480VAC, 1500V, 570J					
Notes					
¹ Not compatible with BB or SC options					
² 4000K configurations stocked, consult factory for 5000K, longer lead times apply					
³ Order as a separate line item, shipped in a separate box for installation in the field					
⁴ Not recommended for use with SC option, will impact sensor performance and coverage					
⁵ Indoor rated, 300V max (not compatible with 347/480V option, consult factory for more info)					

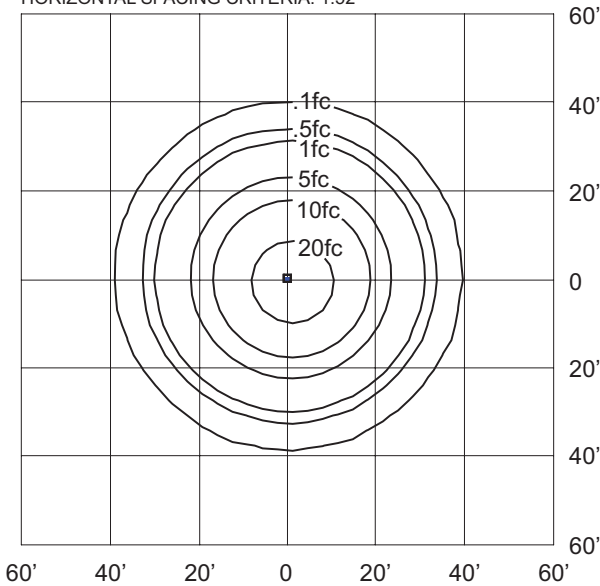
Performance

Item	Wattage (W)	CCT	Distribution	Lumen Output (lm)	Efficacy (LPW)	CRI	Equivalency
RHL-100-VS-4K-WH	100W	4000K	120° Beam Angle	14,000	140	70	4-lamp T5HO Up to 250W HID
RHL-100-VS-5K-WH	100W	5000K		14,000	140	70	
RHL-135-VS-4K-WH	135W	4000K		19,400	144	70	4-lamp T5HO 6-lamp T5HO/T8 Up to 400W HID
RHL-135-VS-5K-WH	135W	5000K		19,400	144	70	
RHL-175-VS-4K-WH	175W	4000K		25,600	146	70	
RHL-175-VS-5K-WH	175W	5000K		25,600	146	70	
RHL-200-VS-4K-WH	200W	4000K		29,800	149	70	8-lamp T5HO
RHL-200-VS-5K-WH	200W	5000K		29,800	149	70	

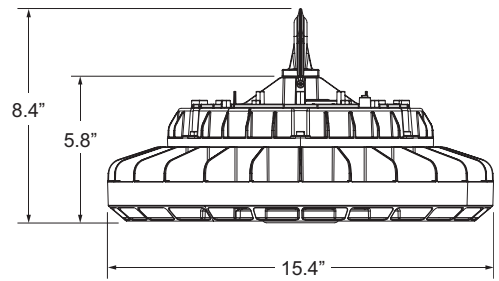
Sample Photometry

RHL-175-VS-4K


IES: TYPE VS Very Short
 MOUNTING HEIGHT: 20'
 TILT: ZERO
 HORIZONTAL SPACING CRITERIA: 1.52



Dimensions




Battery Backup Kit (Option: BB)





SC Option (Factory Installed)



Sensor Dip Switch Settings
(Dip Switches on Sensor)

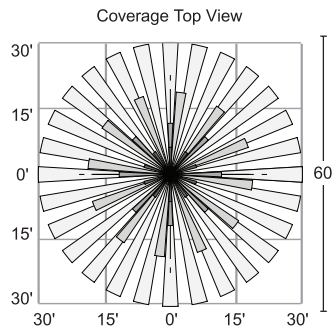
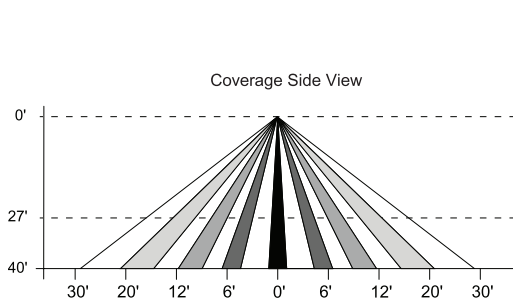


TL-MSSW-REMOTE Accessory
(Sold Separately)

Sensor Settings (Remote)

DETECTION RADIUS/ANGLE	MAX 60'/360°
MOUNTING HEIGHT	MAX 40'
REMOTE RANGE	MAX 33'
FREQUENCY	5.8 GHz
HIGH MODE	70%, 80%, 90%, 100% (DEFAULT 100%)
SENSITIVITY	20%, 50%, 75%, 100% (DEFAULT 100%)
HOLD TIME	10sec, 1min, 5min, 10min, 15min, 20min, 30min, 60min (DEFAULT 5min)
DAYLIGHT HARVESTING	(disabled), 10Lux, 30Lux, 50Lux, 100Lux, 150Lux, 200Lux, 300Lux (DEFAULT disabled)
STANDBY DIM SETTING	0, 10%, 20%, 30%, OFF (∞), (DEFAULT 30%)
STANDBY TIME SETTING (TO OFF)	ON (disabled), 1min, 30min, 60min (DEFAULT 30min)

Sensor Coverage



360° Coverage

Accessories (Order As Separate Line Item)



RHL-ACR
16" Acrylic Refractor



RHL-ACFR
16" Frosted Acrylic Refractor



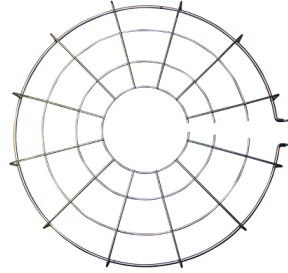
RHL-ALR
19" Aluminum Reflector



RHL-ACDL
Conical Drop Lens for
Acrylic Refractor
(Lens sold separately
from refractor)



RHL-ACFDL
Conical Drop Lens for
Frosted Acrylic Refractor



RHL-WG
Wireguard for
Acrylic Refractor
(Must be ordered with refractor)