

PLANT-SAFE **SOFT GREEN** LED PRODUCTS

SAFETY & COMPLIANCE

Growlite's plant-safe, soft green (patent pending) LED products provide safety, compliance and zero light interruption during dark cycles.



120VAC
 **PATENT PENDING**

GLE-GL



277VAC




LED vaptight task luminaire, magnetic mount with available 90 minute battery backup option.

GLE-S



LED exit ensures a code-compliant safe means of egress, available as a combo with soft green LED lamps.

GLE-GL-RKU



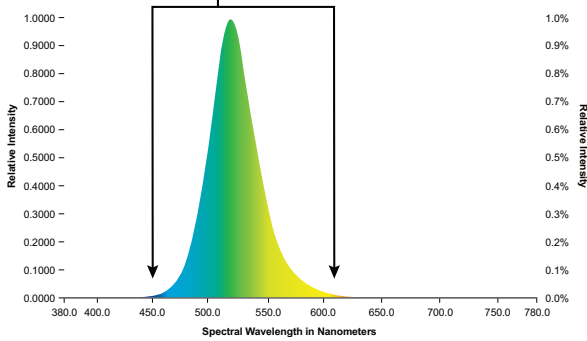
Easy retrofit soft green LED kit for existing fixtures in facility hallways.

PLANT-SAFE

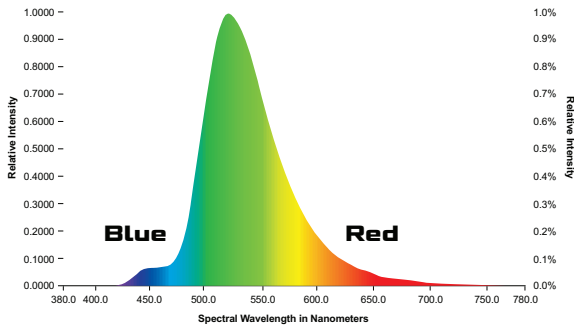
SOFT GREEN LED SPECTRUM PRODUCTS

The soft green LED product line is specifically designed for horticulture applications to provide plant-safe, green egress and task lighting. The GLE-GL is a task light used in grow rooms during the dark cycle allowing growers to work on plants with plant-safe green lighting. The GLE-S is a UL code compliant exit sign which emits a plant-safe, soft green light perfect for use in grow rooms. GLE-S also allows for needed life safety compliance without risk to the grow cycle. The GLE-GL-RKU is an easy retrofit kit for hallway lighting outside grow rooms. Hallway lighting leaking into grow rooms can have an adverse effect on plants during the dark cycle. The plant-safe, soft green light eliminates this risk.

Growlite's Patent Pending soft green spectrum



Competitors' green spectrums produce blue and red light which is dangerous during dark cycles.



ORDERING INFORMATION

Example: GLE-GL


Series	Description
GLE-GL	Vaportight, 20W, soft green LED, 120V line cord w/plug
GLE-GL-277	Vaportight, 20W, soft green LED, 277V line cord w/blunt end
GLE-GL-BB	Vaportight, 20W, soft green LED, 120-277V, w/battery back-up
GLE-GL-RKU	Retrofit kit, 40W, soft green LED

Example: GLE-S1-WB-BL

Series	Power Source	Finish	Options*
GLE-S1 = Single-face	LB ¹ = AC Only	BL = Black Housing, Black Face/	EL0 = Remote capacity for use with up to (2) GREN3BL-XX soft green LED lamps
GLE-S2 = Double-face	WB = NiMH Battery (std)	Green Letters	EL2 = (2) GREN3BL 1.6W PAR16 soft green LED Lamps Included

*Please see **specification sheet**, for a full list of available options and accessories.

GLE-GL (Soft Green LED Vaportight Luminaire)



- Soft green LEDs provide plant-safe egress and task lighting
- Three versions available - 120VAC (AC only), 277VAC (AC only) and 120-277VAC with battery backup
- Lumens: 1069 lumens in AC operation, 715 lumens in battery backup operation (90 minute battery backup)
- Stainless steel mounting brackets and 15' line cord included on all configurations. Magnets also provided for AC versions.
- BB option is UL 924 Listed for life safety path of egress compliance

DOWNLOAD SPEC

GLE-S (Soft Green LED Exit Sign)



- Soft green LEDs provide plant-safe egress lighting
- UL 924 Listed 90 minute emergency run time, 24 hour recharge time
- Maintenance-free NiMH (standard) and Lead Calcium (G1) batteries
- Ceiling, wall or end mount
- Optional Guardian Self-Diagnostics (G1) available
- 120/277VAC dual primary, 50/60Hz input
- Standard finish: Black

DOWNLOAD SPEC

GLE-GL-RKU (Soft Green LED Retrofit Kit)



- Soft green LEDs provide plant-safe light for hallways outside grow rooms
- Easy retrofit installation in all types of general lighting
- Lumens: over 2100 lumens when installed in the typical troffer style fixture
- Includes two (2) 24" soft green LED strips allowing for adaptable field installation
- Long-life, plant-safe soft green LEDs provide over 130,000 hours of operation at 25°C (77°F) with at least 70% of initial lumen output (L70)

DOWNLOAD SPEC

Specifications are subject to change without notice. Installation must be performed in accordance with Barron Lighting Group installation instructions.

10840388 MKT-LIT-SOFTGREEN Rev2

BARRON
lighting group

7885 North Glen Harbor Blvd
Glendale, Arizona 85307
800.533.3948
growlite.com